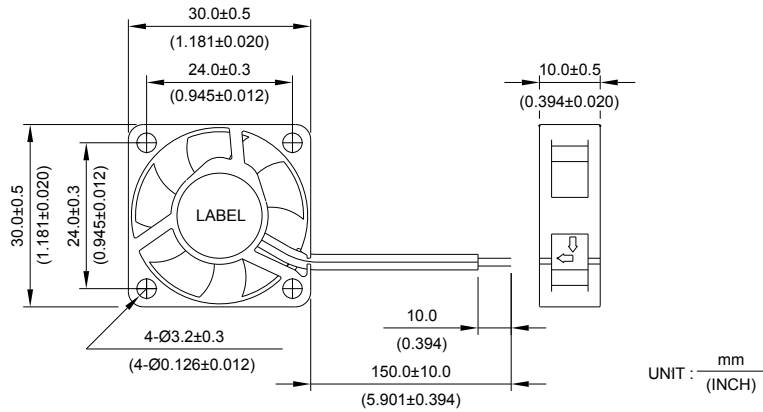


New



AFB 30 x 30 x 10 MM SERIES

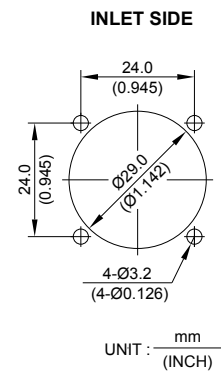
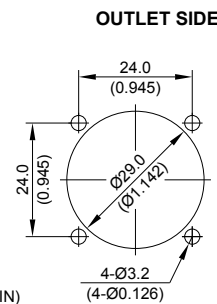
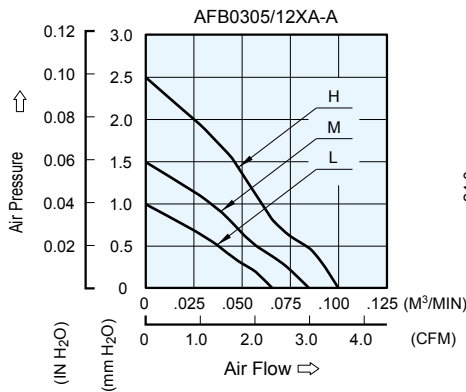
■ DIMENSIONS DRAWING



- * Bearing Type
Ball Bearings
- * Material
Impeller & Frame : Plastic (UL 94V-0)
- * Lead Wires :
UL 1061 AWG #26 OR Equivalent
Red Wire Positive(+)
Black Wire Negative(-)
- * Weight : 10.5g (0.37 oz)
- * Rib Type Only

■ P & Q CURVE (AT RATED VOLTAGE)

■ MOUNTING PANEL CUTOUT



MODEL			Rated Voltage	Operating Voltage Range	Input Current	Input Power	Speed	Maximum Air Flow		Maximum Air Pressure		Noise
PART NO.	REV.	FUNCTION	VDC	VDC	Amp	Watt	R.P.M.	m ³ /min	CFM	mmH ₂ O	IN H ₂ O	dB-A
AFB0305LA	-A	-R00 / -F00	5	4.0 to 5.5	0.07	0.35	6000	0.067	2.37	1.00	0.040	17.5
AFB0312LA	-A	-R00 / -F00	12	9.5 to 13.8	0.05	0.60						
AFB0305MA	-A	-R00 / -F00	5	4.0 to 5.5	0.09	0.45	7500	0.085	3.00	1.50	0.060	20.0
AFB0312MA	-A	-R00 / -F00	12	9.5 to 13.8	0.07	0.84						
AFB0305HA	-A	-R00 / -F00	5	4.0 to 5.5	0.16	0.80	9000	0.100	3.53	2.50	0.100	25.0
AFB0312HA	-A	-R00 / -F00	12	9.5 to 13.8	0.09	1.08						

* Function type is optional.
 * The max. air flow and the speed are measured in free air ; max. air pressure is measured at zero air flow.
 * Noise is measured in anechoic chamber in free air, one meter from intake side.
 * All readings are typical values at rated voltage.
 * Specifications are subject to change without notice.